



Zayn and Zoey were spending time with Asilia, an exchange student from Africa, who was staying with them. The curious twins wanted to know more about where she was from and what was it like there. Through pictures and postcards, Asilia told the kids all about the food, culture, flora and fauna, and places to see in the continent of Africa.

Let's Chat!

After reading the book, discuss the story together and see how much of the book you remember!

- What is the book, Zayn and Zoey Discover Africa about?
- Do you remember the name of the river that runs through Africa?
- What is the name of the largest desert in the world that is in Africa?
- When Asilia was on the safari tour, which animals did she see?
- Can you name some of the tribes found in Africa? What are they known for?
- Which part of the story did you enjoy the most?
- What would you love to explore when you visit the continent of Africa?

HANDS ON FUN!

Here are some fun Africa-related activities to do with children.



Paper Plate Jewellery

Let's make colourful tribal jewellery from paper plate.

Things you need:

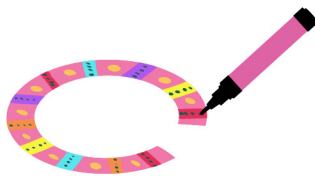
- Paper plate
- Scissors
- Paints or crayons
- Black Marker
- String to tie the necklace

Steps to follow:



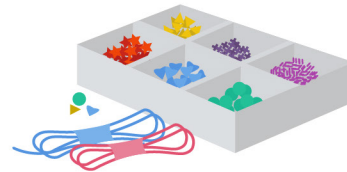
1. Cut out the centre circle of the paper plate to make it into a ring.

2. Use paints or crayons to decorate the ring with colours and designs of your choice.



3. Once the paint dries, use a black permanent marker to create designs.

4. You can even use buttons, stickers, or beads to stick on the necklace, and even create some dangles using string.



5. The neck piece will fit around your neck as it is
Or, you can punch holes at the two ends and tie string through them to secure the necklace from behind.

6. Wear the African tribal necklace and have some fun!





Stick Animals

Africa is home to the king of the jungle! Let's make stick puppets for a lion and a lioness.

Things you need:

- Two wooden spoons
- Paints and paint brushes
- Markers
- Yellow craft papers
- Glue
- Scissors
- Small pom poms - yellow and white in colour
- Small googly eyes

Steps to follow:




1. Colour the wooden spoons yellow or light orange.

2. Cut the yellow craft paper into thin shreds of around 1.5 inches long for the lion's mane and stick them at the back of one of the spoons.



3. After the spoons dry, stick the googly eyes and pom poms as shown in the picture.

4. Use pink paint or marker to make the nose.



5. Cut out ears of craft paper, colour them brown with marker pens and stick them at the back of the head.

6. Your stick animal puppets are ready!



Word Search

Asilia told us many things about the continent of Africa. Let's see if we can remember some of them. Find the word from the story are hidden in the block below.



- PYRAMID
- ELEPHANT
- UGALI
- AFRICA
- ZULU
- MAASAI
- SAVANNA
- NILE
- EGYPT
- SPHINX
- GORILLA
- SAFARI

I Spy in the Savanna!

There are many animals in the grasslands of Africa. How many can you find in this picture? Write the names in the space given below. Then, colour the picture as you like!



1. _____

5. _____

2. _____

6. _____

3. _____

7. _____

4. _____

8. _____