

Zayn & Zoey

VISIT THE AFRICAN SAVANNA



Zayn and Zoey went to Tanzania with their parents for summer holidays. There they visited Serengeti National Park with their guide, Mr. Igwe. Mr. Igwe showed them various animals that lived in the Savanna. He also introduced them to the types of trees there and explained their characteristics.

Let's Chat!

- Which country did Zayn and Zoey visit in the book?
- Can you name the animals they saw there?
- What are the main characteristics of the Baobab trees?
- What is a symbiotic relationship?
- Why do animals migrate in Savanna?
- Do you remember the name of the trees that are home to stinging ants?
- If you ever visit an African Savanna, what are the animals you would like to see?

HANDS ON FUN!

Here are some fun activities related to the African Savanna to do with children.



Zebra From Footprint

Let's get creative and make a zebra with our footprint!

Things you need:

- Colourful art sheet
- Black and white paint
- Paint brush

Steps to follow:




1. Paint your foot with white paint. Colour the heel black.

2. Print it on the art sheet and let it dry.



3. Use a paint brush and black paint to make zebra's stripes, eyes, and nose to finish. The footprint zebra is ready!



Paper Cone Giraffe

Giraffes are the tallest animal in the world.

Let's make one with a paper cone!

Things you need:



- Yellow craft sheet
- Brown felt pen
- Glue
- Scissors
- Black marker pen

Steps to follow:




1. Draw brown patches on the yellow craft sheet.

2. Also draw and cut out a giraffe face as shown here.



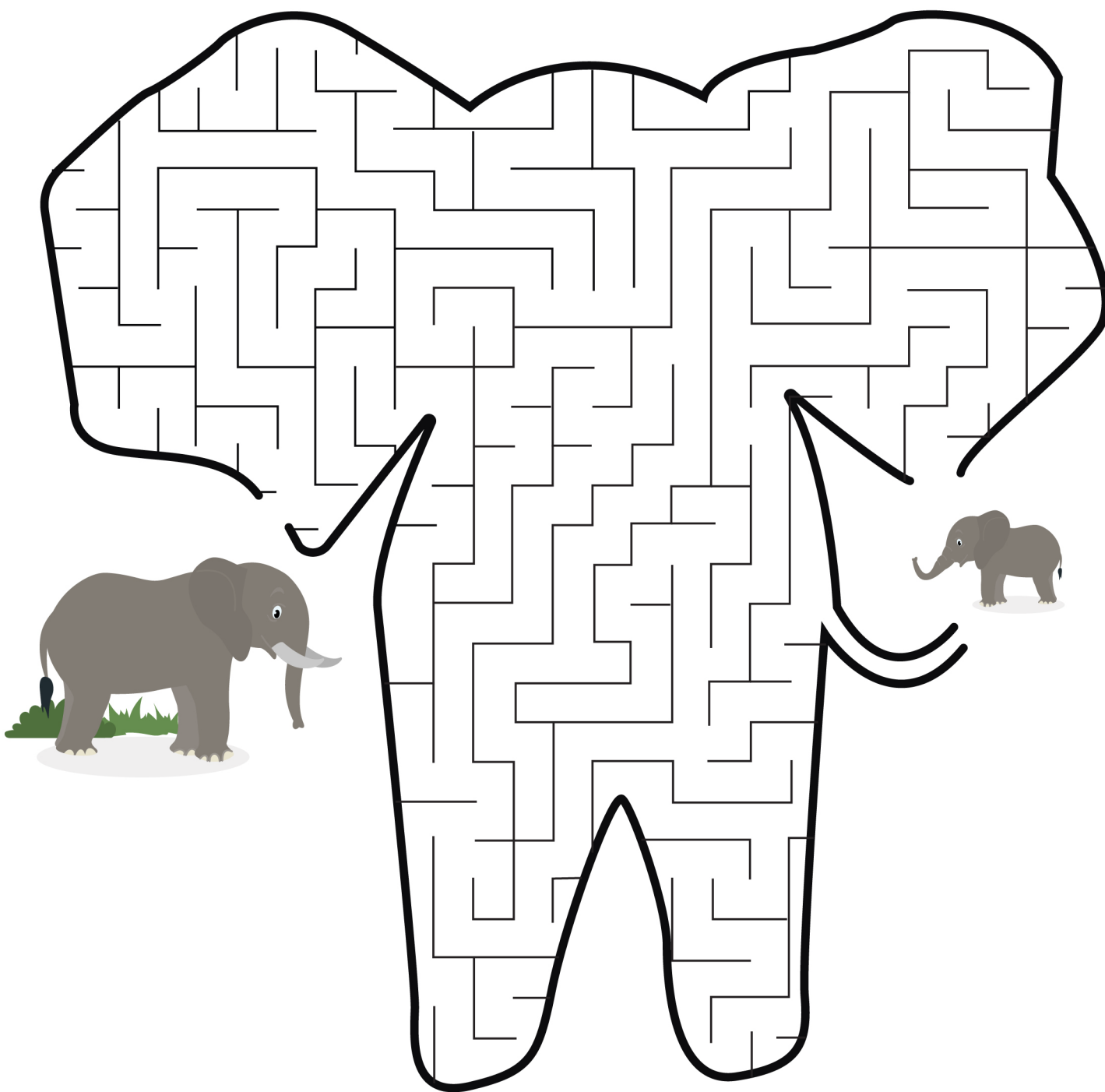
3. Make a cone from the craft sheet and secure the end with glue. Cut the bottom of the cone to level.

4. Stick the face on the tip of the cone. Tall giraffe is ready! Why not make many to make a giraffe family!




Elephant Maze

Mother elephant and calf share a strong bond. Here, help the mother to reach the calf.



Savanna Animals Crossword

African Savanna is home to many wild animals. Refer to the pictures and complete the crossword.



The crossword puzzle grid is composed of white squares with blue borders. The numbers are placed in the top-left corner of the starting squares for each word:

- 1. Down (Zebra)
- 2. Across (Leopard)
- 3. Down (Giraffe)
- 4. Across (Crocodile)
- 5. Across (Flamingo)
- 6. Across (Gorilla)
- 7. Across (Iguana)
- 8. Across (Snake)
- 9. Across (Lion)
- 10. Down (Monkey)

A central illustration of an acacia tree is placed within the grid, specifically between the 4th and 7th rows and the 3rd and 6th columns.