



Zayn and Zoey's Dad had just returned from his photography tour to Australia and New Zealand. The twins were extremely excited to know all about his trip. They looked through the amazing pictures captured by Dad and learnt about the flora, fauna, sports, culture, and famous places in Australia and New Zealand.

Let's Chat!

After reading the book, let's discuss the story together and see how much of the book you remember!

- What countries does this Zayn and Zoey book talk about?
- Which is the first country in the world to see the sunrise every day?
- Which bird found in New Zealand is also the name of a fruit?
- Which country has more sheep than people?
- Which continent is also a country and an island?
- Which is the national animal of Australia?
- What are the Australian natives are called?
- Do you remember the name of the largest coral reef in the world which is in Australia?
- Which famous building in Australia looks like it has sails?

HANDS ON FUN!

Here are some fun activities related to New Zealand and Australia to do with children.

Kangaroo Headband


Let's hop and jump like the Australian kangaroos!


Things you need:


- A sheet of thick paper
- Scissors
- Crayons or paints
- Glue
- Stapler

Steps to follow:

1. Colour the Kangaroo's face as you wish on the printable provided below.
2. Cut the face around the edges.
3. Cut a narrow rectangular band as per the size of the head from paper.
4. Stick the Kangaroo's face onto the band and secure the end with a stapler.
5. Wear it around your head. Hop, jump, and have loads of fun!








Paper Sheep Craft

New Zealand is known to have more sheep than human beings!
Let's make our own sheep using paper.

Things you need:

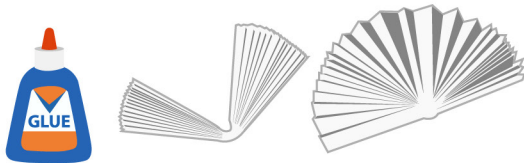
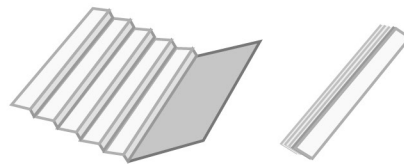
- White A4 sized sheet
- Black paper
- Googly eyes
- Glue
- Scissors

Steps to follow:




1. Make two halves of an A4 sized sheet of white paper.


2. Fold both the halves individually like a fan.



3. Once done, fold each of them into half and stick the ends that meet in the middle.




4. Glue both the fans together to make a big circular fan.





5. Draw the sheep's face on black paper and stick the googly eyes and the mouth on it.

6. Stick two small rectangles to the base for the legs and the face in the centre. Your sheep is ready!



Who am I?

Draw a line to match the names of animals to their pictures.



Kiwi

Kakapo

Emu

Kookaburra

Wombat

Echidna

Koala

Tuatara

Weta


Sheep

Kangaroo

Wallaby

Platypus

Crocodile



Count the Creatures

The Great Barrier Reef in Australia is one of the seven natural wonders of the world with amazing marine life. Can you find and count these sea creatures?





Jellyfish



Octopus



Starfish



Eel



Manta Ray



Sea Urchin



Green Turtle