

# COMMUNITY HELPERS with Zayn & Zoey



Zayn and Zoey were learning about community helpers. Miss Tina asked all the children to dress up as different helpers and talk about what they do. The kids learnt about the roles of different community helpers such as a firefighter, garbage collector, mail carrier, teacher, soldier, police officer, bus driver, farmer, doctor, and dentist.


## Let's Chat!

After reading the book, let's discuss the story together and see how much of the book you remember!

- Who are community helpers?
- Which vehicle does a firefighter ride on and what is his job?
- What does a garbage collector do?
- Which community helper delivers mail and letters?
- Who protects the country from enemies?
- What different duties does a police officer have?
- What is the job of a teacher? Who is your favourite teacher?
- From where does the bus driver pick and drop people off?
- Can you name a few things that a farmer grows?
- Can you name a few tools that the doctor uses?
- Who do we go to if we have cavities in our teeth?

## HANDS ON FUN!

Here are some fun activities related to Community Helpers to do with children.



### Firefighter Hat

Let's be as brave as the fire fighters today!  
Get your gear on with this fun activity.

#### Things you need:



- Paper plate
- Yellow paper
- Black marker
- Glue
- Scissors

#### Steps to follow:

1. Paint the paper plate red and let it dry.



2. Cut the inner circle of the paper plate in a U shape to make a flap as shown here.



3. Cut out a badge from the yellow paper.  
Write 'FD' for Fire Department on it with a black marker.

4. Glue the badge onto the inner flap, and bend it upwards.



5. Put on your helmet, and get ready to rescue the world!



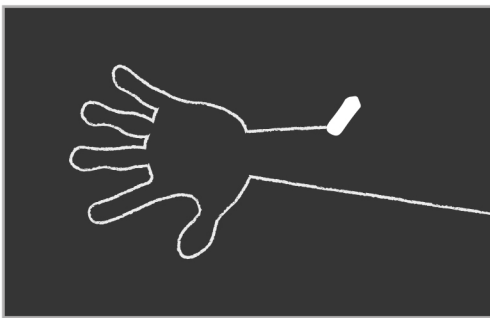
## X-Ray Craft

Did you know that a doctor of bones is called an Orthopaedist? He needs an x-ray, a picture of the bones, to check if there's an injury. Let's make an x-ray of our hands and pretend to be an orthopaedist today!

### Things you need:

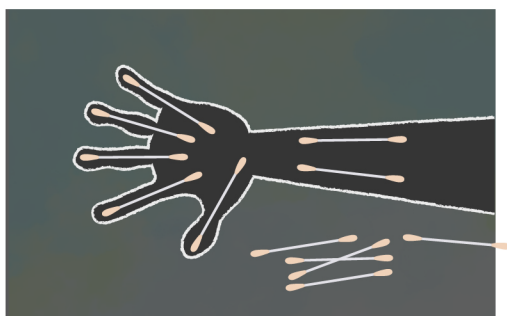
- Thick black craft paper
- White chalk
- 7-8 cotton swabs
- Glue

### Steps to follow:



1. Lay your hands down on the black paper. Trace around the fingers and a few inches of the arm with chalk.

2. Colour the black sheet around the hand outline with chalk.



3. Paste a cotton swab in each of the fingers and two in the wrist area.

Play doctor for the day with your x-ray!

## Who am I?

See the illustration and tick the correct option!


He is a ...

- ☐ Dentist
- ☐ Chef
- ☐ Teacher



He is a ...

- ☐ Tailor
- ☐ Barber
- ☐ Doctor



She is a ...

- ☐ Construction Worker
- ☐ Mail Carrier
- ☐ Farmer




She is a ...

- ☐ Gardener
- ☐ Mail man
- ☐ Mason



He is a ...

- ☐ Bus Driver
- ☐ Police Officer
- ☐ Soldier



He is a ...

- ☐ Librarian
- ☐ Baker
- ☐ Nurse



She is a ...

- ☐ Tailor
- ☐ Garbage Collector
- ☐ Doctor




She is a ...

- ☐ Nurse
- ☐ Bus driver
- ☐ Garbage Collector



## Check the Correct One

Each community helper has a shape assigned to him/her. Below are the jobs that they do. Match each of them by ticking the correct shape.



- I make you learn in school.

☐  ☐  ☐  ☐ 

- I treat you when you are sick.

☐  ☐  ☐  ☐ 

- I care for your teeth.

☐  ☐  ☐  ☐ 

- I make sure you follow the law.

☐  ☐  ☐  ☐ 

- I stitch your clothes.

☐  ☐  ☐  ☐ 

- I take you from one place to another.

☐  ☐  ☐  ☐ 