

Zayn & Zoey

EXPLORE CORAL REEFS



Zayn and Zoey participated in the science fair at school. Miss Tina assigned the curious twins a project on coral reefs. They had an interesting discussion about it in the class when Miss Tina told them about coral reefs, its type, benefits, and animals living in it. They also learnt about pollution and its adverse effect on aquatic life.

Let's Chat!

- What is your favorite aquatic animal?
- Can you tell us about the effect of pollution on the ocean?
- Have you seen coral reefs?
- Do you remember the names of animals that live in the coral reef?
- What do you know about symbiotic relationship?
- Why are algae important for coral reefs?
- What are the benefits of coral reefs?

Layn & Zoey

EXPLORE CORAL REEFS



HANDS ON FUN!

Here are some fun activities related to the coral reefs to do with children.



3D Coral Reef

Coral is the most vibrant and colourful living thing underwater. Let's try to make one!

Things you need:

- Penne pasta
- Colourful pipe cleaners
- Clay dough (Preferably blue)
- Bright paints and brush

Steps to follow:



1. Take a few pasta pieces and paint them bright in colours of your choice. Have at least 3 of each colour. Keep them aside to dry.


2. Make a base of play dough and poke a few pipe cleaners in it.



3. Pass the painted pasta pieces through the pipe cleaners. Bend them as you like.




4. Your 3D coral reef is ready!



Layn & Zoey

EXPLORE CORAL REEFS



Shape Crab

Here is the simplest way to make a cute crab!

Things you need:

- Blue craft sheet as base
- Googly eyes
- 1 big and 4 small circles cutout from a red craft paper
- Black marker
- Glue

Steps to follow:



1. Fold all the circles in halves.


2. Stick them on the blue base sheet as shown here.



3. Stick eyes above the body.



4. Use the marker to make legs and claws.




Your cute crab friend is ready!

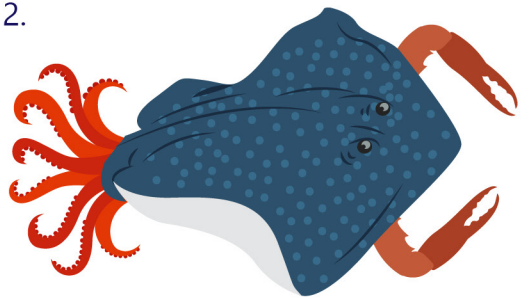
Solve the Goof Up

Look at the images below. Something in it isn't fitting! There has been a mix up with three sea creatures' bodies. Can you identify them? Write their names in the places given below.


1.



2.



3.




Names of Animals:

1.	_____	_____	_____
2.	_____	_____	_____
3.	_____	_____	_____

Let's Unscramble

We have read about so many sea creatures in the book. Let's identify them using the pictures given below and unscramble the letters to spell them correct.




• SARHEOSE



• TOPUSCO



• LEJEY FHIS



• ABCR
