

Zayn & Zoey

LEARN ABOUT DINOSAURS



Zayn and Zoey were playing with their dinosaur toys when their dinosaur pillow sprung to life and took the curious twins and their friend Nik into the world of dinosaurs. They learned about the three periods in which dinosaurs lived, how they became extinct, and some interesting facts about them!

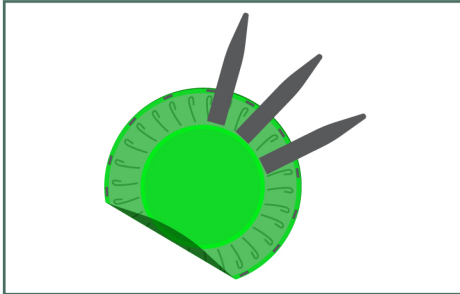
Let's Chat!

After reading the book, let's discuss the story together and see how much of the book you remember!

- In which period did dinosaurs first appear?
- What are the two types of dinosaurs?
- Can you name three differences between Sauropods and Theropods?
- Which dinosaur's name means 'Great Lizard'?
- Which dinosaur's brain was the size of a walnut?
- Which dinosaur was the fiercest and smartest of all?
- Name some of the dinosaurs of the Cretaceous Period.
- Which is the longest animal to have ever lived on land?
- Name the three-horned dinosaur.
- How did dinosaurs become extinct?

HANDS ON FUN!

Here are some fun activities related to dinosaurs to do with children.



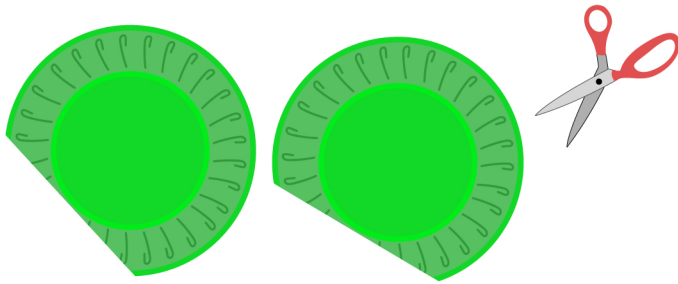
Dinosaur Claw

Which is your favourite dinosaur?
Let's make a dino claw and roar.

Things you need:



- 2 Paper plates
- Glue
- Scissors
- Thick paper
- Stapler
- Paints

Steps to follow:



1. Cut bottom of both the paper plates and paint them green.

2. Staple both the plates together around the edges of the circular sides.



3. Cut out 3 claws from the craft paper and paint them grey. Glue them to the top of the plates.

4. Slip on your dinosaur claw and 'ROAR'.

Stegosaurus Dinosaur Puzzle


Let's make a cute dino puzzle with our handprint!

Things you need:

- 9 Ice cream sticks
- Light green paint
- Paint brush
- Markers
- Removable tape


Steps to follow:

1. Lay all the ice cream sticks flat next to each other and secure them together with removable tape. Flip it over.
2. Paint your palm green and imprint it on the ice cream stick square.
3. Paint different features, plates, scales, claws, spikes, eyes, and mouth for the dinosaur.
4. Label each stick with numbers from 1-9 at the bottom.
5. Remove the tape, jumble the sticks, and solve your Dino puzzle!



Fossil Match

Match the fossils of the dinosaurs with the correct picture.



Argentinosaurus




Microraptor



Tyrannosaurus




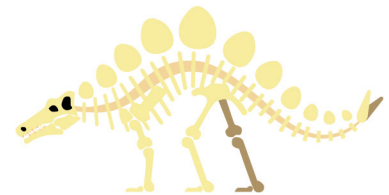
Velociraptor



Stegosaurus



Triceratops



Dino Search and Count

Welcome to the world of dinosaurs! Count each type and write the correct number in the boxes below.

