

# ALL ABOUT EARTH & MOON WITH Zayn & Zoey



Zayn and Zoey were in the park racing with Dad. Zayn ran so fast that Zoey thought he'd reach the end of the world! Dad and Mom explained how this is not possible and answered all their questions about Earth and its Moon.

## Let's Chat!

After reading the book, let's discuss the story together and see how much of the book you remember!

- What is the shape of Earth?
- Which force gives the planet its shape?
- Why is Earth called the blue planet?
- What makes Earth a unique planet?
- What causes day and night?
- How long does Earth take to complete each rotation?
- Which imaginary line divides the planet into two equal parts?
- How are seasons caused?
- How long does Earth take to complete one revolution?
- Why can't life exist on the Moon?

## HANDS ON FUN!

Here are some fun activities related to Earth and its Moon to do with children.



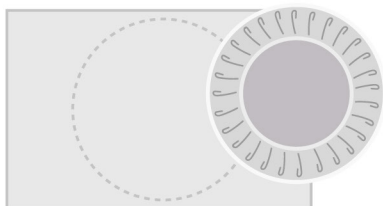
### Moon Painting

Get creative and make the Moon as seen in outer-space with this fun activity!

#### Things you need:

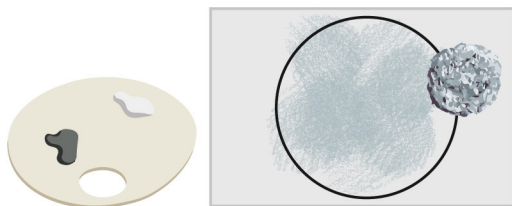

- Piece of foil
- Plate
- Scissors
- Glue
- Art sheets – white, black
- Paints – white, grey, black

#### Steps to follow:



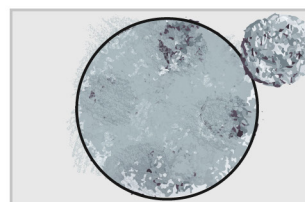
1. Draw a big circle on white art sheet. This is our Moon.

2. Take a big piece of foil paper, crumple it into a stamp-like shape.



3. Pour grey and white paints on a plate, dip the foil stamp, and dab it in the circle.

4. Add splashes of black paint and stamp away to make the Moon's craters.



5. Once dry, cut the Moon out and paste it on the black paper. Make a few stars around.

6. Your Moon in outer-space is ready to pin!



## Our Planet Earth

Let's recreate our planet, our unique Mother Earth, using shaving foam!

### Things you need:

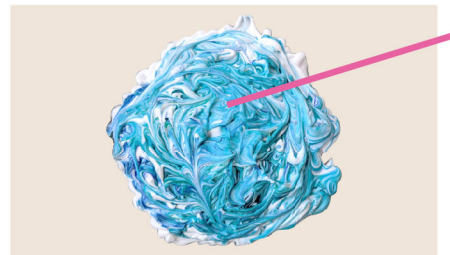
- Shaving foam
- Straw
- Butter knife
- Paper plate
- Blue and green food colours or paints
- Butter paper or baking paper

### Steps to follow:



1. Squirt some shaving cream on the butter paper in a circular shape. Spread it evenly with a straw.

2. Put drops of blue and green paints all over and swirl the straw through it.



3. Take a white paper plate and press its bottom on the shaving cream, covering it completely with the coloured foam.

4. Lift it gently. Use a butter knife to wipe off the foam. Let it dry.



5. Admire the lovely design of green and blue on Earth as seen from outer-space!



## Can You Spot the Not?

We learned so many fun facts about our planet Earth and its Moon in the book!  
Let's try and see if you can identify true statements from the set given below.

1. The Moon affects the tides at sea.

2. Water covers about 51% of Earth's surface.

3. The Moon makes its own light.

4. Earth's revolution around the Sun causes seasons.

5. The Moon is a planet.

6. Earth is the fourth planet from the Sun.

7. The Moon orbits the Earth.

## Motions of the Earth Crossword

Did you understand the two different movements of Earth?  
Let's put your knowledge to test with this crossword!

### Across:

1. Earth's circle around the Sun is called \_\_\_\_\_.
2. It takes one \_\_\_\_\_ for Earth to complete a circle around the Sun.
3. The movement on Earth's axis causes day and \_\_\_\_\_.

### Down:

4. Earth's tilt and the revolution cause the \_\_\_\_\_ on Earth.
5. Earth movement on its own axis is called \_\_\_\_\_.
6. The path on which Earth moves around the Sun is called \_\_\_\_\_.

