


THE WORLD OF INSECTS with Zayn & Zoey



Zayn and Zoey were on a trek with Dad. On their way up, they stopped to look at various insects. They saw them creep around, crawl about, walk on their thin legs and zoom about. Dad told them all about the common features of insects, their homes, and their life cycle.

Let's Chat!

After reading the book, let's discuss the story together and see how much of the book you remember!


- What is the outer cover on insect's body called?
- How many legs do insects have?
- What are the three main parts of insect's body?
- What kind of climate do most insects prefer to live in?
- What is the home of the ants called?
- Can you name any three troublesome insects?
- Can you name any three useful insects?
- What is metamorphosis?

THE WORLD OF INSECTS with **Layn & Zoey**



HANDS ON FUN!

Here are some fun activities related to insects with children.



Dazzling Dragonfly Craft

Use your imagination and create beautiful dragonflies using pasta!

Things you need:

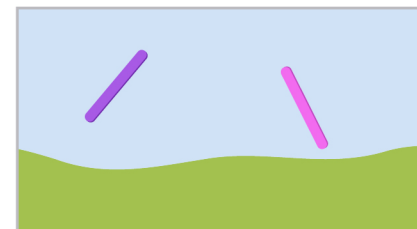
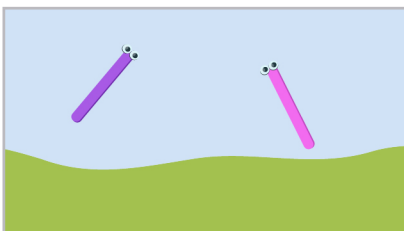
- White craft sheet
- Paints
- Penne pasta
- Glue
- Paint brush
- Googly eyes
- Ice cream sticks
- Glitter, sequins (optional)

Steps to follow:



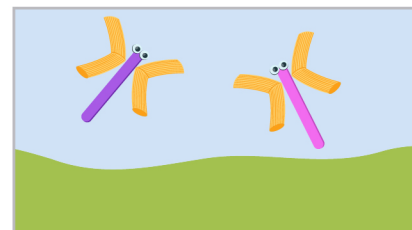
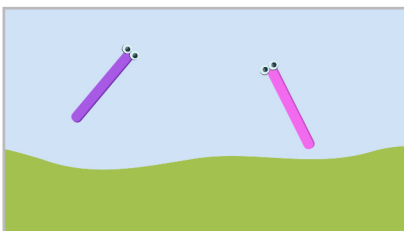
1. Paint the white craft sheet as creatively as you can.
This will be the background for your dragonflies.

2. Stick 2-3 ice cream sticks at different angles with enough distance between them.




3. Stick googly eyes on top of each one and let dry.

4. Stick 2 pasta pieces on each side of sticks to make the wings as shown here.



5. Paint the pasta pieces with bright colours.
Decorate them using sequins and glitter!



Pretty dragon flies are ready!

THE WORLD OF INSECTS

with
Layn & Zoey



Footprint Grasshopper

Did you know, the grasshopper has very strong hind legs that allow it to jump 20 times the length of its body! Let's create this impressive insect using our feet.

Things you need:


- White art sheet
- Paints
- Paint brush
- Markers
- Googly eyes

Steps to follow:



1. Paint your foot green and print it on the centre of the paper.

2. Once dry, draw two antennae, front and hind legs as shown here.



3. Stick googly eyes and finish with drawing green plants and leaves for the grasshopper to hop on.

THE WORLD OF INSECTS



with

Layn & Zoey



Friend or Foe?

Some insects are super useful while some are just trouble. Let's label all the insects below and tick the helpful ones!



THE WORLD OF INSECTS

with

Layn & Zoey











Transformation Time

The many avatars of an insect are fascinating! Cut out the squares and paste the insects in the correct section.

COMPLETE METAMORPHOSIS

INCOMPLETE METAMORPHOSIS

 Housefly	 Dragonfly	 Ant	 Grasshopper
 Cockroach	 Beetle	 Lice	 Moth

Answer: Complete metamorphosis – Ant, Beetle, Moth, Housefly
Incomplete metamorphosis – Cockroach, Grasshopper, Lice, Dragonfly.