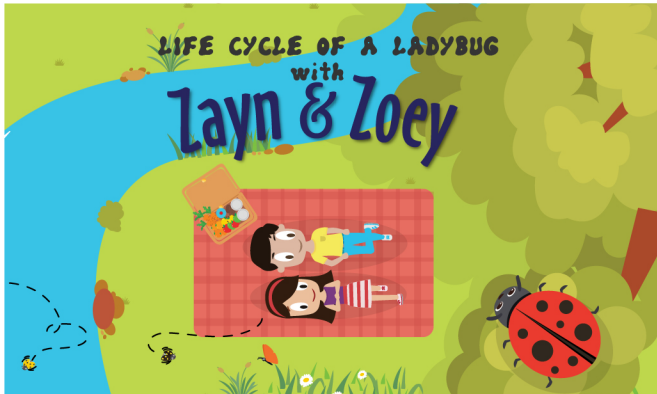


LIFE CYCLE OF A LADYBUG with Zayn & Zoey



Zayn and Zoey were at a picnic by the stream at Grandma Grey's farm. Just then, Zayn spotted a bug on him and screamed. Grandma laughed because it was just a ladybug. The kids were confused though because they thought ladybugs were always red with black spots. This one was yellow! Grandma Grey explained to them about why this one was different and also the life cycle of a ladybug.


Let's Chat!

After reading the book, let's discuss the story together and see how much of the book you remember!

- Can you name a few colours that we can find ladybugs in?
- How do the different colours help the ladybug?
- What do ladybugs eat?
- Where do ladybugs lay their eggs and why?
- What comes out of the ladybug eggs when they hatch?
- How many legs does the larva have?
- What happens in the pupa stage of the ladybug's life cycle?
- What is metamorphosis?
- How do ladybugs smell things?
- How does the shell of the ladybug feel?

HANDS ON FUN!

Here are some fun activities related to the life cycle of a ladybug to do with children.



Paper Roll Ladybug


Ladybugs are so colourful, aren't they?

Let's make a cute and easy craft using common household items.

Things you need:

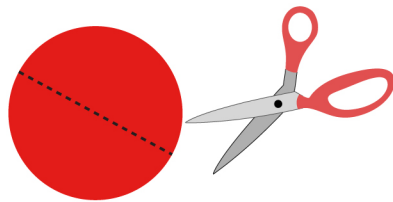
- Empty paper roll
- Paints
- Paint brush
- Black marker
- Scissors
- Craft paper – red, black
- Glue
- Googly eyes

Steps to follow:




1. Paint the paper roll black.

2. Stick two antennae made from black paper from inside the paper roll, letting them stick out. Stick googly eyes.



3. Cut a circle out of the red paper and make two equal halves.

4. Make black spots on the red semicircles with the marker to make wings.



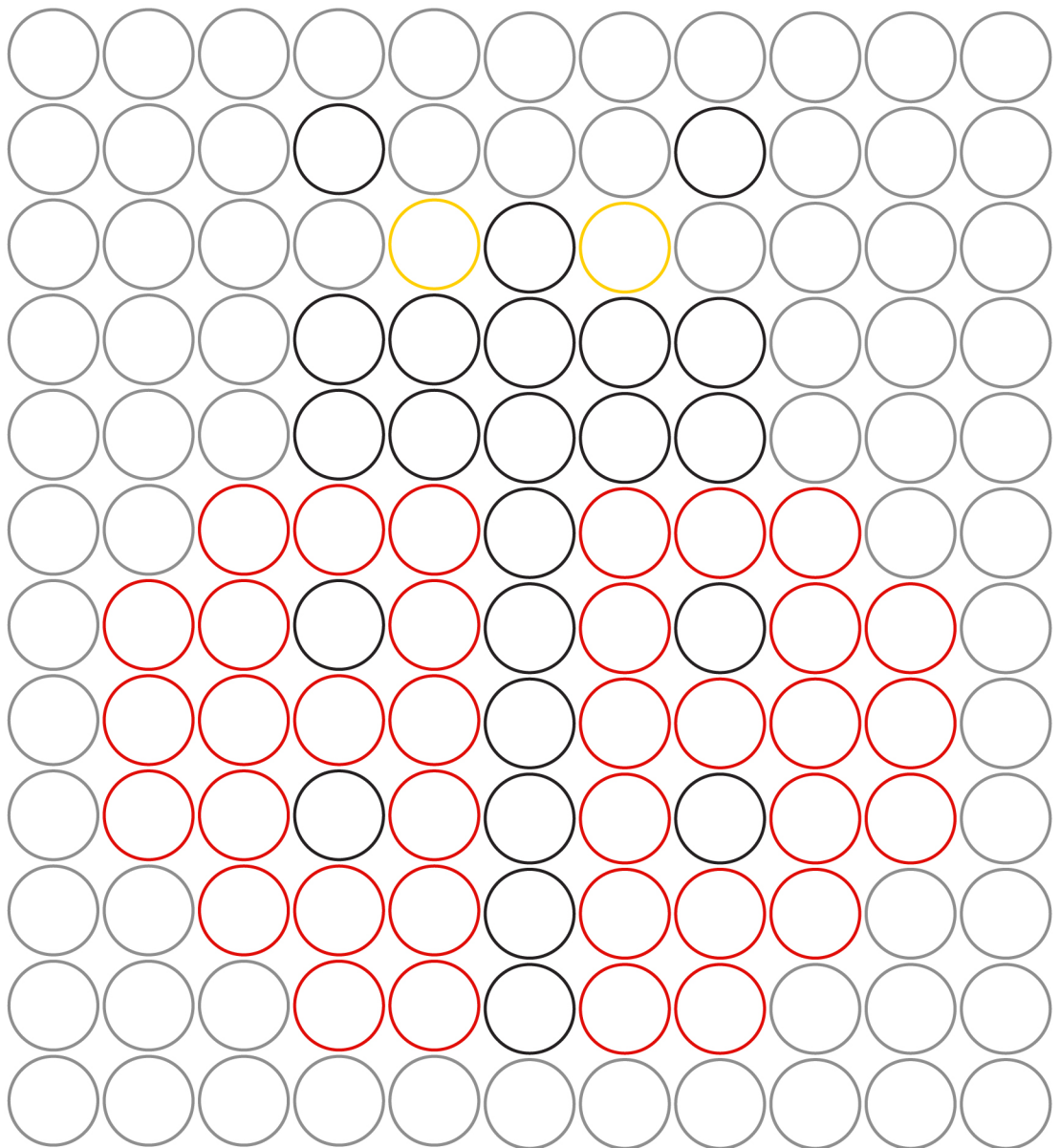

5. Stick the wings onto the body, just below the eyes.

6. Your ladybug is ready!

Ladybug Colour Board

Do you want to see a ladybug come alive on paper?
Get busy creating this fun colouring activity.

Print the sheet and get ready the felt pens. Fill the circles with the colours specified and at the end you will have a pretty bug ready on your paper!



LIFE CYCLE OF A LADYBUG
with
Layn & Zoey



Match the Stage

Ladybugs go through the process of metamorphosis to become adults.
Let's match each stage of its life cycle with the correct picture.




● Egg




● Baby Ladybug



● Larva



● Pupa



● Adult Ladybug

LIFE CYCLE OF A LADYBUG
with
Layn & Zoey



Spot the Dots

So many ladybugs, so many wings! However, out of these, there are three ladybugs with only four dots. Can you spot and circle them?

