

VOYAGE TO NORTH AMERICA with **Zayn & Zoey**



Zayn and Zoey spent the afternoon playing a new board game with their parents - Voyage to North America. As they travelled across the continent from Greenland to The Bahamas, they learned some amazing facts about various destinations along the way.

Let's Chat!

After reading the book, let's discuss the story together and see how much of the book you remember!

- What is the book 'Zayn and Zoey Voyage to North America' about?
- How many oceans surround the continent of North America?
- Which natural phenomenon occurs in the summer months in Greenland?
- Why is it difficult to grow vegetables in Greenland?
- What is the national symbol of Canada?
- Which country has more lakes than the entire world put together?
- Name the largest football stadium in USA?
- Which natural wonder of the world is located in Arizona?
- Which island has active volcanoes?
- Can you name a yummy Mexican dish?
- How many islands make up The Bahamas?

HANDS ON FUN!

Here are some fun activities related to North America to do with children.



Make Your Own Mexican Hat

Did you know that the vibrant Mexican hat is called 'Sombrero'? Let's make one right now!

Things you need:

- Paper plate and glass
- Scissors
- Paints
- Ribbon
- Pom poms
- Elastic
- Paper punch
- Glue gun (Ensure adult supervision while using this.)

Steps to follow:



1. Paint the paper plate and glass with vibrant bright colours.

2. Place the glass upside down at the centre of the plate and trace it.



3. Retain the traced circle and cut out a smaller circle on the inner side.

4. Stick the glass upside down on the traced circle.



5. Decorate the plate with ribbons and pom pom.

6. Make punch holes on the opposite side of the rim to tie an elastic band. Your Sombrero is ready!





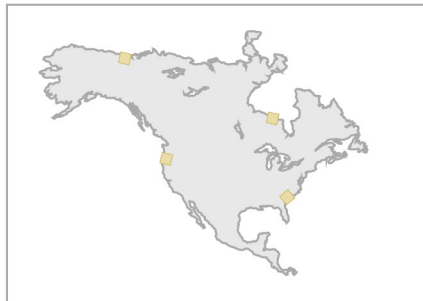

North America Spray Art

Create an artistic piece with the spray painting for the continent of North America.

Things you need:

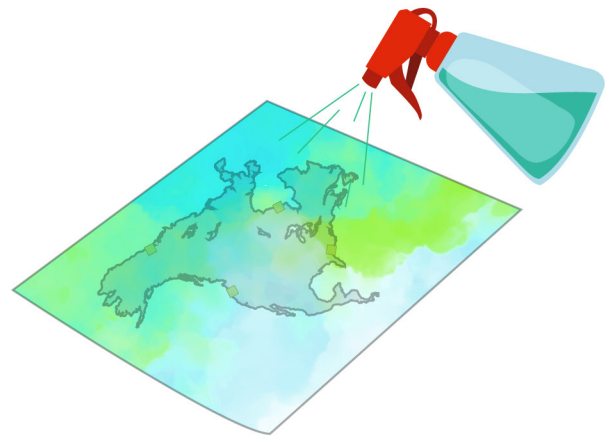
- Thick white paper
- Water
- Spray bottle
- Removable tape
- Cut out of the continent of North America given here.
- 2-3 Paints (preferably shades of blue and green).

Steps to follow:



1. Stick the cut out on the thick sheet of paper with removable tape.

2. Fill the spray bottle with paint and a little water and spray it on the paper. Hold the bottle higher to spray it evenly all over.



3. Once dried, carefully peel off the continent cut out. Your spray art is ready!

VOYAGE TO NORTH AMERICA
with
Layn & Zoey



Fill and Match

North America is diverse in so many ways. Fill in the missing letters and match the unique aspects found there with the location!

Gr _ _ n l a _ d •



Ha _ a i _ •



C _ n a _ a •



C _ l i _ o _ n i a •



A r i _ o _ a •



M _ x i c _ •



T _ e B a _ a m _ s •



VOYAGE TO NORTH AMERICA
with
Layn & Zoey



Football Fun

Spot 10 differences in these set of pictures.

