



Zayn and Zoey loved learning all about the beautiful seasons on planet Earth. During the five seasons – summer, monsoon, autumn, winter, and spring – both the kids had wonderful experiences in terms of different clothes they wore, food they relished, and the activities they enjoyed.

Let's Chat!

After reading the book, let's discuss the story together and see how much of the book you remember!

- What kind of weather does summer bring? Name a few things that we enjoy in summer.
- In which season does it rain?
- How does the sky look during monsoon? Name a few things that we see in the sky during monsoon.
- What will you use to protect yourself from the rain?
- Which season comes after monsoon?
- Why is autumn also called the fall season? How do the trees appear in autumn?
- Can you name a few clothes that you wear in winter?
- What is your favourite part about the winter season?
- In which season do new leaves and flowers appear?
- Name a few insects that we get to see during spring.

HANDS ON FUN!

Here are some fun activities related to Seasons to do with children.

Cotton Ball Snowman


Don't we all love snow? Let's bring winter home by making our own snowman!

Things you need:

- Cotton
- Glue

Steps to follow:

1. Use the printable provided.
2. Make little balls by rolling cotton between your palms.
3. Apply glue on the body of the snowman and stick cotton balls to cover it entirely.
4. Colour the hat, make eyes, nose, and buttons. Your snowman is ready!





Spring in Your Step!

Trees flourish and nature blooms,
Spring brings beautiful colours, flowers and fruits.
Let's make a tree in all of its glory,
With our hands, paints, and a li'l story!

Things you need:

- White craft paper
- Paints
- Plate
- Cotton swabs



Steps to follow:



1. Paint your palm brown. Imprint it on the paper to make the trunk and branches.



2. On the plate, take out shades of green for the leaves and red paint for flowers.



3. Dip your cotton swab in the greens to make leaves around the branches. You can also do this with your fingers.


4. Once dried, dab with red paint to make pretty flowers.



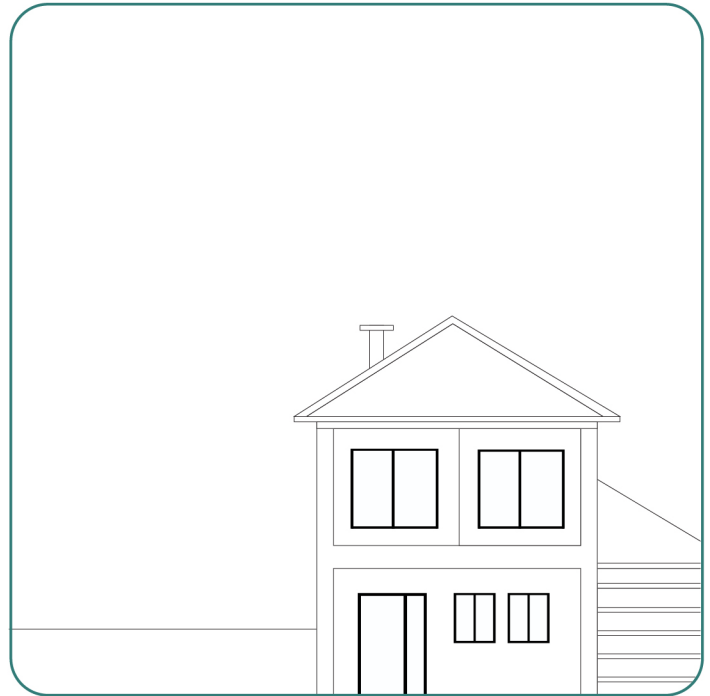
A tree in its bloom is ready! Let's build a story for it, shall we?

Draw the Season!

Let's draw the weather for different seasons. Refer to the objects in the first box. Use the correct ones, colour and cut out or draw them for each of the season boxes and complete the scenes.



It's a sunny day!



It's a rainy day!



It's a snowy day!



What am I?

Read the riddles and solve the mystery!

If I am above you in the rain,
Dry you will remain.



I am sometimes big, sometimes small,
In autumn, you see me fall.



I am white and cold, flurry and frost,
Winter is when you see me most.



You go at red, but stop at green,
A refreshing summer fruit, recognise me?



I sway in meadow with fragrance so sweet,
Bees buzz over me, as they come to meet.

