

CONTENTS

- 50 Seasons Cards
- 15 Power Sun Cards
- 1 Seasons Wheel
- 1 Instruction Leaflet



3+ AGES
2-4 PLAYERS

SEASONS MATCH

SETUP

- Set up the spinning wheel.
- Shuffle the Seasons Cards and place them face down in a pile. This is the draw pile.
- Place the Power Sun Cards in a separate pile.
- Open the top five cards from the draw pile and place them face up in the centre.
- You are now ready for the game.



HOW TO PLAY

- Any player can start and the game continues in a clockwise direction.
- On your turn, spin the arrow on the Seasons Wheel and identify the season that the arrow stops on.
- Now, from the five cards that are open, grab **ONLY** the cards that belong to the season identified on the wheel. These are your cards.
- If there are no Seasons Cards to match the season identified on the Seasons Wheel, then pick up one free Power Sun Card.
- At any time in the game, there should be five cards open to pick up from. So, draw the same number of cards from the draw pile as the number picked up in the last turn and place them face up.
- The turn then goes to the next player.
- Continue the game until all the cards are picked up.

GAME END

The player with the most cards wins!








SEASONS MATCH

SEASONS CARD GUIDE

WINTER

-  Fireplace
-  Hot cocoa
-  Mittens
-  Scarf
-  Skis
-  Snow-covered tree
-  Snowflake
-  Snowman
-  Sweater
-  Winter cap

SUMMER

-  Cold beverage
-  Hat
-  Ice cream
-  Parasol
-  Sand castle
-  Slippers
-  Sunglasses
-  Swim float
-  Swimsuit
-  Watermelon

MONSOON

-  Frog
-  Grey clouds
-  Gumboots
-  Lightning
-  Puddles
-  Rainbow
-  Raincoat
-  Raindrops
-  Snail
-  Umbrella

AUTUMN

-  Acorns
-  Apple harvest
-  Autumn leaves
-  Autumn trees
-  Haystack
-  Pine cones
-  Pumpkins
-  Rake
-  Scarecrow
-  Squirrel

SPRING

-  Bee
-  Birdhouse
-  Birds
-  Butterfly
-  Flowers
-  Ladybug
-  Meadows
-  Saplings
-  Tulips
-  Watering can