

# EXPLORING VOLCANOES with Zayn & Zoey



Zayn and Zoey had an amazing time during their spring break. They went for a trip to Japan with Mom where they visited the majestic Mount Fuji and Hakone, a volcanic region in Japan. Their guide Kenjiro helped them learn about volcanoes, their different stages, and different shapes.


## Let's Chat!

We got to know so many wonderful things about volcanoes. Let's see how much of it we remember.

- Which country did Zayn and Zoey visit?
- What is a volcano?
- Do you remember the name of the highest mountain in Japan?
- Can you name the different layers of Earth?
- Do you know who is a geologist? What is his job?
- What does Sulphur smell like?
- Have you heard of any other volcanoes? If yes, name it.

## HANDS ON FUN!

Here are some fun activities related to volcano to do with children.




### Blow Art

Let's make an erupting volcano using the blow painting method.

#### Things you need:



- White art sheet
- Brown colour paper
- Scissors
- Glue
- Water
- Paint colours (red, yellow, orange)
- Straw

#### Steps to follow:



1. Cut brown paper into the shape of a volcano mountain and stick it on a white art sheet.

2. Dilute the paints and put drops of watery paint above the mouth (crater) of the mountain.



3. Now, with the straw, blow the paint in upward direction to show an erupting volcano.

Your erupting volcano is ready!


## Lava Maze

The lava is bubbling hot. Solve the maze to create a path for the lava to come out of the crater.




## Volcano Match


Identify the type of volcano and match the picture with its correct name.



● DORMAT VOLCANO



● EXTINCT VOLCANO



● ACTIVE VOLCANO



## Spot the Differences

The two pictures given below look the same but they really aren't! There are 8 differences between them. Can you find them all?

