



Zayn and Zoey travelled by train for the first time when they visited Aunt Gina. On the way, Mom told them all about different vehicles and their uses. They learned about different modes of transport, vehicles used for different purposes, public transport vehicles, and their benefits.

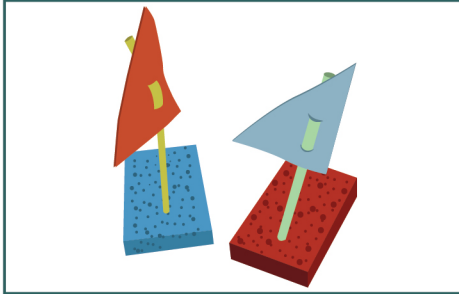
Let's Chat!

After reading the book, let's discuss the story together and see how much of the book you remember!

- In which vehicle were Zayn and Zoey going to travel in for the first time?
- Where do you go to board a train?
- What are public transport vehicles? Why should we use them?
- Can you name some private transport vehicles?
- Which vehicle carries heavy things from one place to another?
- Where do you find vehicles like tractor, cultivator, and backhoe?
- Which construction vehicle is used to dig the ground?
- Which air transport vehicle are you most excited to travel in?
- Can you name a few water transport vehicles?

HANDS ON FUN!

Here are some fun activities related to Modes of Transport.




Floating Sponge Boat

Things you need:


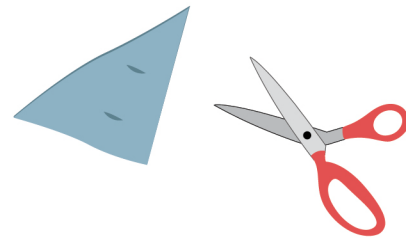
- A rectangle piece of thick sponge
- Straw
- Craft foam sheet
- Scissors

Steps to follow:




1. Make a small slit through the sponge as shown here.

2. Cut a triangle out of the craft foam sheet for the sail. Make two small slits in the triangle, leaving some gap in between.



3. Push the straw through the slits, to hold the sail up straight.

4. Push the bottom of the straw in the slit made in the sponge.



5. Place your sponge boat in a tub of water and watch it float!




Traffic Lights

Let's be cops for a day by making our own traffic lights!

Things you need:


- Thick red, yellow, and green paper
- A small round plate
- Ice cream sticks
- Scissors
- Markers
- Glue

Steps to follow:



1. Trace a circle using the plate on all the three sheets. Cut the circles out.

2. Glue part of the ice cream sticks to each circle, leaving enough space to hold the stick.




3. Write the words – **STOP!** **SLOW!** **GO!** – on the red, yellow, and green circles respectively.

Play the traffic cop game with your family members by telling them to follow your instructions!

Know Your Directions!

How many vehicles are facing left and how many towards right? Count and fill the box.




Left

Right

Transportation Beginning Sounds

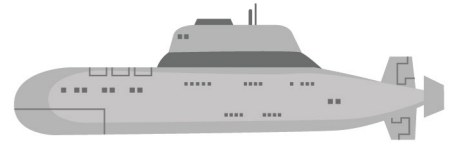
Colour the circle that matches the beginning sound of the vehicle.




V R C



G B R



Q S L




T K L



T K D



H R D



G M A



Y H P